

Vesta is at my place project #2

listino



SOMMARIO

SCORRITENDA


pag. 2 - 3	Rovere naturale / sbiancato	+ binario 22 x 22 mm
pag. 4 - 5	Cemento grigio / bianco Marmo Allumini	+ binario 22 x 22 mm
pag. 6 - 7	Rovere naturale / sbiancato	+ binario 30 x 15 mm
pag. 8 - 9	Cemento grigio / bianco Marmo di Carrara Allumini	+ binario 30 x 15 mm
pag. 10 - 11	Componenti e Accessori	+ binario 22 x 22 mm
pag. 12 - 13	Componenti e Accessori	+ binario 30 x 15 mm

SISTEMA A RULLO

pag. 14 - 15	Rovere naturale / sbiancato - TELECOMANDO / PULSANTE
pag. 16 - 17	Cemento grigio / bianco - TELECOMANDO / PULSANTE
pag. 18 - 19	Marmo di Carrara - TELECOMANDO / PULSANTE
pag. 20 - 21	Allumini - TELECOMANDO / PULSANTE
pag. 22 - 23	Alluminio lucido - TELECOMANDO / PULSANTE

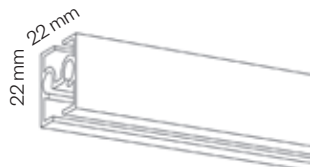
Scorritenda a parete singolo con supporto in legno (asse cm 9)

Wall system with wooden brackets (wall distance cm 9)




COD: 885219-B

COD: 885219-V



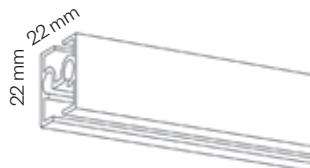
Scorritenda a parete singolo con supporto in legno (asse cm 15)

Wall system with wooden brackets (wall distance cm 15)




COD: 885229-B

COD: 885229-V



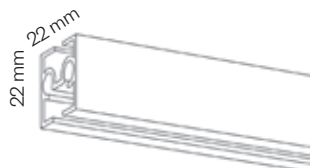
Scorritenda a parete doppio con supporto in legno (asse cm 9/15)

Wall double system with wooden double brackets (wall distance cm 9/15)



COD: 885217-B

COD: 885217-V



885A02

FIN / CM	120	140	160	180
25B-25V	€ 272	€ 282	€ 292	€ 302
67B-67V	€ 283	€ 295	€ 306	€ 317
99B-99V	€ 299	€ 312	€ 324	€ 337
supp	2	2	2	2
scorr	16	20	22	24

885B02

FIN / CM	120	140	160	180
25B-25V	€ 294	€ 304	€ 314	€ 324
67B-67V	€ 305	€ 317	€ 328	€ 339
99B-99V	€ 321	€ 334	€ 346	€ 359
supp	2	2	2	2
scorr	16	20	22	24

885C02

FIN / CM	120	140	160	180
25B-25V	€ 409	€ 429	€ 448	€ 468
67B-67V	€ 431	€ 453	€ 476	€ 498
99B-99V	€ 461	€ 487	€ 512	€ 538
supp	2	2	2	2
scorr	16/16	20/20	22/22	24/24




Maggiorazione movimento a corda - Surcharge for corded systems

cm	120	140	160	180	200	220	250	300	340
	111	111	111	111	116	116	116	116	116

200	220	250	300	340	FIN / CM
€ 312	€ 411	€ 426	€ 450	€ 470	25B-25V
€ 328	€ 428	€ 445	€ 473	€ 495	67B-67V
€ 350	€ 452	€ 471	€ 503	€ 528	99B-99V
2	3	3	3	3	supp
28	30	36	42	46	scorr

200	220	250	300	340	FIN / CM
€ 334	€ 444	€ 459	€ 483	€ 503	25B-25V
€ 350	€ 461	€ 478	€ 506	€ 528	67B-67V
€ 372	€ 485	€ 504	€ 536	€ 561	99B-99V
2	3	3	3	3	supp
28	30	36	42	46	scorr

200	220	250	300	340	FIN / CM
€ 488	€ 618	€ 648	€ 697	€ 736	25B-25V
€ 520	€ 652	€ 686	€ 741	€ 786	67B-67V
€ 564	€ 699	€ 738	€ 802	€ 852	99B-99V
2	3	3	3	3	supp
28/28	30/30	36/36	42/42	46/46	scorr




Maggiorazione movimento a corda - Surcharge for corded systems

cm	120	140	160	180	200	220	250	300	340
	111	111	111	111	116	116	116	116	116

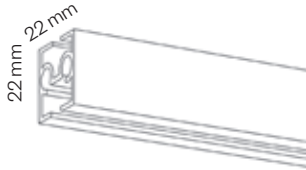
Scorritenda a parete singolo con supporto in cemento (asse cm 9)

Wall system with concrete brackets (wall distance cm 9)




COD: 887219-U

COD: 887219-J

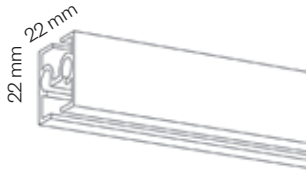


Scorritenda a parete singolo con supporto in marmo (asse cm 9)

Wall system with marble brackets (wall distance cm 9)




COD: 888219-MC



Scorritenda a parete singolo con supporto in alluminio (asse cm 9)

Wall system with aluminum brackets (wall distance cm 9)



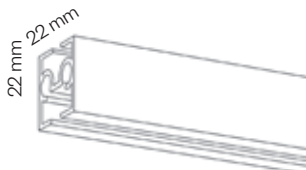
COD: 883219-18

COD: 883219-312



COD: 883219-25

COD: 883219-67



887A02

FIN / CM	120	140	160	180
25U-25J	€ 358	€ 368	€ 378	€ 388
67U-67J	€ 369	€ 381	€ 392	€ 403
73U-73J	€ 366	€ 377	€ 388	€ 399
supp	2	2	2	2
scorr	16	20	22	24

888A02


FIN / CM	120	140	160	180
25MC	€ 538	€ 548	€ 558	€ 568
67MC	€ 549	€ 561	€ 572	€ 583
99MC	€ 565	€ 578	€ 590	€ 603
supp	2	2	2	2
scorr	16	20	22	24

883A02

FIN / CM	120	140	160	180
25-18-312	€ 298	€ 308	€ 318	€ 328
67	€ 321	€ 333	€ 344	€ 355
supp	2	2	2	2
scorr	16	20	22	24

Maggiorazione movimento a corda - Surcharge for corded systems


cm	120	140	160	180	200	220	250	300	340
	111	111	111	111	116	116	116	116	116



200	220	250	300	340	FIN / CM
€ 398	€ 540	€ 555	€ 579	€ 599	25U-25J
€ 414	€ 557	€ 574	€ 602	€ 624	67U-67J
€ 410	€ 554	€ 570	€ 598	€ 620	73U-73J
2	3	3	3	3	supp
28	30	36	42	46	scorr

200	220	250	300	340	FIN / CM
€ 578	€ 810	€ 825	€ 849	€ 869	25MC
€ 594	€ 827	€ 844	€ 872	€ 894	67MC
€ 616	€ 851	€ 870	€ 902	€ 927	99MC
2	3	3	3	3	supp
28	30	36	42	46	scorr

200	220	250	300	340	FIN / CM
€ 338	€ 450	€ 465	€ 489	€ 509	25-18-312
€ 366	€ 485	€ 502	€ 530	€ 552	67
2	3	3	3	3	supp
28	30	36	42	46	scorr




Maggiorazione movimento a corda - Surcharge for corded systems

cm	120	140	160	180	200	220	250	300	340
	111	111	111	111	116	116	116	116	116


Scorritenda a parete singolo con supporto in legno (asse cm 9)

Wall system with wooden brackets (wall distance cm 9)




COD: 885319-B

COD: 885319-V




Scorritenda a parete singolo con supporto in legno (asse cm 15)

Wall system with wooden brackets (wall distance cm 15)




COD: 885329-B

COD: 885329-V




Scorritenda a parete doppio con supporto in legno (asse cm 9/15)

Wall double system with wooden double brackets (wall distance cm 9/15)



COD: 885317-B

COD: 885317-V



885A03

FIN / CM	120	140	160	180
25B-25V	€ 258	€ 266	€ 274	€ 282
67B-67V	€ 266	€ 275	€ 284	€ 293
99B-99V	€ 279	€ 289	€ 300	€ 310
supp	2	2	2	2
scorr	16	20	22	24

885B03


FIN / CM	120	140	160	180
25B-25V	€ 280	€ 288	€ 296	€ 304
67B-67V	€ 288	€ 297	€ 306	€ 315
99B-99V	€ 301	€ 311	€ 322	€ 332
supp	2	2	2	2
scorr	16	20	22	24

885C03

FIN / CM	120	140	160	180
25B-25V	€ 381	€ 397	€ 413	€ 428
67B-67V	€ 397	€ 415	€ 432	€ 449
99B-99V	€ 422	€ 443	€ 463	€ 484
supp	2	2	2	2
scorr	16/16	20/20	22/22	24/24

Maggiorazione movimento a corda - Surcharge for corded systems


cm	120	140	160	180	200	220	250	300	340
	72	72	72	72	77	77	77	77	77



200	220	250	300	340	FIN / CM
€ 290	€ 387	€ 399	€ 419	€ 435	25B-25V
€ 301	€ 399	€ 412	€ 434	€ 451	67B-67V
€ 320	€ 419	€ 435	€ 461	€ 481	99B-99V
2	3	3	3	3	supp
28	30	36	42	46	scorr

200	220	250	300	340	FIN / CM
€ 312	€ 420	€ 432	€ 452	€ 468	25B-25V
€ 323	€ 432	€ 445	€ 467	€ 484	67B-67V
€ 342	€ 452	€ 468	€ 494	€ 514	99B-99V
2	3	3	3	3	supp
28	30	36	42	46	scorr

200	220	250	300	340	FIN / CM
€ 444	€ 570	€ 594	€ 634	€ 665	25B-25V
€ 467	€ 594	€ 621	€ 664	€ 699	67B-67V
€ 504	€ 635	€ 666	€ 717	€ 758	99B-99V
2	3	3	3	3	supp
28/28	30/30	36/36	42/42	46/46	scorr




Maggiorazione movimento a corda - Surcharge for corded systems

cm	120	140	160	180	200	220	250	300	340
	72	72	72	72	77	77	77	77	77


Scorritenda a parete singolo con supporto in cemento (asse cm 9)

Wall system with concrete brackets (wall distance cm 9)




COD: 887319-U

COD: 887319-J




Scorritenda a parete singolo con supporto in marmo (asse cm 9)

Wall system with marble brackets (wall distance cm 9)




COD: 888319-MC



Scorritenda a parete singolo con supporto in alluminio (asse cm 9)

Wall system with aluminum brackets (wall distance cm 9)




COD: 883319-18

COD: 883319-312



COD: 883319-25

COD: 883319-67



887A03

FIN / CM	120	140	160	180
25U-25J	€ 344	€ 352	€ 360	€ 368
67U-67J	€ 352	€ 361	€ 370	€ 379
73U-73J	€ 344	€ 352	€ 360	€ 368
supp	2	2	2	2
scorr	16	20	22	24

888A03

FIN / CM	120	140	160	180
25MC	€ 524	€ 532	€ 540	€ 548
67MC	€ 532	€ 541	€ 550	€ 559
99MC	€ 545	€ 555	€ 566	€ 576
supp	2	2	2	2
scorr	16	20	22	24

883A03

FIN / CM	120	140	160	180
25-18-312	€ 284	€ 292	€ 300	€ 308
67	€ 304	€ 313	€ 322	€ 331
supp	2	2	2	2
scorr	16	20	22	24

Maggiorazione movimento a corda - Surcharge for corded systems


cm	120	140	160	180	200	220	250	300	340
	72	72	72	72	77	77	77	77	77



200	220	250	300	340	FIN / CM
€ 376	€ 516	€ 528	€ 548	€ 564	25U-25J
€ 387	€ 528	€ 541	€ 563	€ 580	67U-67J
€ 376	€ 516	€ 528	€ 548	€ 564	73U-73J
2	3	3	3	3	supp
28	30	36	42	46	scorr

200	220	250	300	340	FIN / CM
€ 556	€ 786	€ 798	€ 818	€ 834	25MC
€ 567	€ 798	€ 811	€ 833	€ 850	67MC
€ 586	€ 818	€ 834	€ 860	€ 880	99MC
2	3	3	3	3	supp
28	30	36	42	46	scorr

200	220	250	300	340	FIN / CM
€ 316	€ 426	€ 438	€ 458	€ 474	25-18-312
€ 339	€ 456	€ 469	€ 491	€ 508	67
2	3	3	3	3	supp
28	30	36	42	46	scorr



Maggiorazione movimento a corda - Surcharge for corded systems


cm	120	140	160	180	200	220	250	300	340
	72	72	72	72	77	77	77	77	77

COMPONENTI & ACCESSORI

COMPONENTS & ACCESSORIES

Supporto in rovere


Wooden bracket



	CM 9	CM 15	DOPPIO
FIN / ART	885219	885229	885217
B	€ 89,00	€ 100,00	€ 110,00
V	€ 89,00	€ 100,00	€ 110,00

Supporto in cemento


Concrete bracket



	CM 9
FIN / ART	887219
U	€ 132,00
J	€ 132,00

Supporto in marmo


Marble bracket



	CM 9
FIN / ART	888219
MC	€ 222,00

Supporto in alluminio

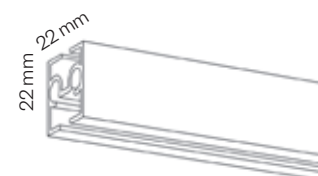
Aluminum bracket



	CM 9
FIN / ART	883219
25	€ 102,00
67	€ 108,00
18	€ 102,00
312	€ 102,00

Binario in alluminio

Aluminum rail



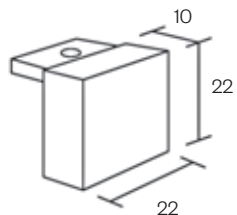
	22 x 22
FIN / ART	223110
	€/mt
25 - 73	€ 48,30
67	€ 54,50
99	€ 62,80
18 - 312	€ 54,50

COMPONENTI & ACCESSORI

COMPONENTS & ACCESSORIES

Tappo binario

End cap



FIN / ART	22 x 22
	223145
	€/mt
25 - 73	€ 17,60
67	€ 19,40
99	€ 22,00
18 - 312	€ 17,60

Scorrevole a pattino

Runner



FIN / ART	1000
---	€ 0,08

Scorrevole onda fissa

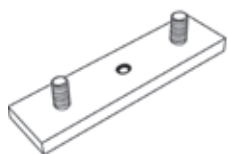
Runner WAVE



FIN / ART	1000P6 1000P8
---	€/mt
	€ 6,74

Giunzione per binario

Joiner



FIN / ART	564032
---	€ 24,40

Rosetta a scomparsa

Hidden recess bracket




FIN / ART	223009
	€/mt
25-37	€ 23,00
67	€ 26,00
99	€ 28,60
18/312	€ 23,00

COMPONENTI & ACCESSORI

COMPONENTS & ACCESSORIES

Supporto in rovere


Wooden bracket



	CM 9	CM 15	DOPPIO
FIN / ART	885319	885329	88317
B	€ 89,00	€ 100,00	€ 110,00
V	€ 89,00	€ 100,00	€ 110,00

Supporto in cemento


Concrete bracket



	CM 9
FIN / ART	887319
U	€ 132,00
J	€ 132,00

Supporto in marmo


Marble bracket



	CM 9
FIN / ART	888319
MC	€ 222,00

Supporto in alluminio

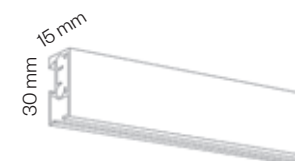
Aluminum bracket



	CM 9
FIN / ART	883319
25	€ 102,00
67	€ 108,00
18	€ 102,00
312	€ 102,00

Binario in alluminio

Aluminum rail



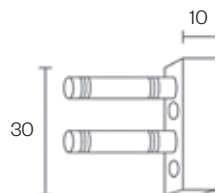
	30 x 15
FIN / ART	313300
	€/mt
25 - 73	€ 38,60
67	€ 42,50
99	€ 50,20
18 - 312	€ 38,60

COMPONENTI & ACCESSORI

COMPONENTS & ACCESSORIES

Tappo binario

End cap



		30 x 15
FIN / ART		313045 DX/SX
		€/mt
25 - 73		€ 16,40
67		€ 18,10
99		€ 19,80
18 - 312		€ 16,40

Scorrevole a pattino

Runner



FIN / ART		1000
---		€ 0,08

Scorrevole onda fissa

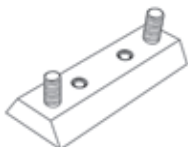
Runner WAVE



FIN / ART		1000P6
		1000P8
		€/mt
---		€ 6,74

Giunzione per binario

Joiner



FIN / ART		564031
---		€ 24,40


Rosetta a scomparsa

Hidden recess bracket




FIN / ART		303009
		€/mt
25-37		€ 21,60
67		€ 24,00
99		€ 26,40
18/312		€ 21,60

Sistema a rullo a parete o a soffitto
Wall or ceiling roller blind

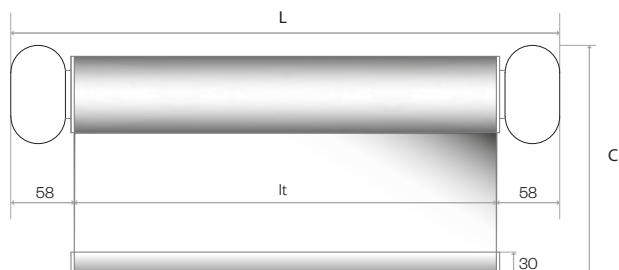


COD: 885907-B

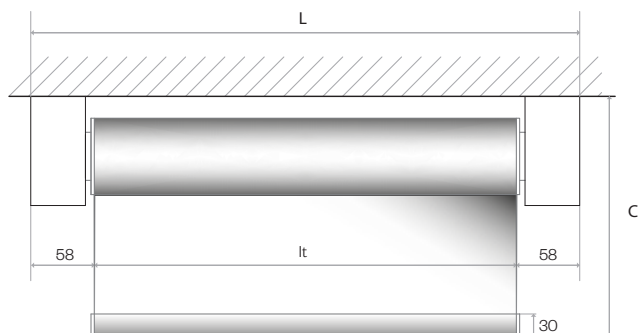


COD: 885907-V

Montaggio a parete
Wall mounting



Montaggio a soffitto
Ceiling mounting



It = L - 116 mm

project#2
885M88-XX (parete) motorizzazione ELERO con TELECOMANDO con supporti in legno
885R88-XX (wall) motor ELERO with REMOTE CONTROL with wooden brackets

L cm h cm €	120						140					
	A	B	C	D	E	F	A	B	C	D	E	F
120	1.342	1.360	1.394	1.428	1.485	1.503	1.365	1.384	1.418	1.452	1.512	1.530
140	1.353	1.373	1.412	1.450	1.518	1.539	1.377	1.397	1.436	1.476	1.545	1.567
160	1.365	1.386	1.432	1.473	1.550	1.575	1.389	1.410	1.457	1.499	1.578	1.604
180	1.377	1.399	1.447	1.496	1.582	1.612	1.401	1.424	1.473	1.522	1.611	1.641
200	1.389	1.412	1.465	1.519	1.614	1.648	1.414	1.437	1.491	1.546	1.644	1.678
220	1.401	1.425	1.483	1.541	1.647	1.684	1.426	1.450	1.509	1.569	1.677	1.715
240	1.413	1.438	1.501	1.564	1.679	1.720	1.438	1.464	1.527	1.592	1.710	1.752
260	1.425	1.451	1.519	1.587	1.711	1.756	1.450	1.477	1.546	1.616	1.743	1.789
280	1.437	1.464	1.536	1.609	1.743	1.792	1.463	1.490	1.564	1.639	1.776	1.826
300	1.449	1.477	1.554	1.632	1.775	1.828	1.475	1.503	1.582	1.662	1.809	1.863

L cm h cm €	220						240					
	A	B	C	D	E	F	A	B	C	D	E	F
120	1.497	1.519	1.553	1.598	1.656	1.676	1.520	1.542	1.577	1.623	1.683	1.703
140	1.511	1.534	1.573	1.625	1.693	1.717	1.535	1.558	1.597	1.650	1.720	1.745
160	1.525	1.550	1.596	1.652	1.729	1.758	1.549	1.574	1.621	1.678	1.757	1.786
180	1.539	1.565	1.613	1.679	1.765	1.798	1.563	1.589	1.638	1.705	1.794	1.828
200	1.553	1.580	1.633	1.705	1.802	1.839	1.578	1.605	1.659	1.732	1.831	1.869
220	1.567	1.596	1.653	1.732	1.838	1.880	1.592	1.620	1.680	1.760	1.868	1.911
240	1.581	1.611	1.673	1.759	1.874	1.920	1.606	1.636	1.700	1.787	1.905	1.953
260	1.595	1.626	1.694	1.785	1.910	1.961	1.621	1.652	1.721	1.814	1.942	1.994
280	1.610	1.641	1.714	1.812	1.947	2.002	1.635	1.667	1.741	1.842	1.979	2.036
300	1.624	1.657	1.734	1.839	1.983	2.042	1.649	1.683	1.762	1.869	2.017	2.077

project#2
885P88-XX (parete) motorizzazione ELERO con PULSANTE con supporti in legno
885V88-XX (wall) motor ELERO for HOME AUTOMATION with wooden brackets

L cm h cm €	120						140					
	A	B	C	D	E	F	A	B	C	D	E	F
120	1.140	1.158	1.192	1.226	1.283	1.301	1.163	1.182	1.216	1.250	1.310	1.328
140	1.151	1.171	1.210	1.248	1.316	1.337	1.175	1.195	1.234	1.274	1.343	1.365
160	1.163	1.184	1.230	1.271	1.348	1.373	1.187	1.208	1.255	1.297	1.376	1.402
180	1.175	1.197	1.245	1.294	1.380	1.410	1.199	1.222	1.271	1.320	1.409	1.439
200	1.187	1.210	1.263	1.317	1.412	1.446	1.212	1.235	1.289	1.344	1.442	1.476
220	1.199	1.223	1.281	1.339	1.445	1.482	1.224	1.248	1.307	1.367	1.475	1.513
240	1.211	1.236	1.299	1.362	1.477	1.518	1.236	1.262	1.325	1.390	1.508	1.550
260	1.223	1.249	1.317	1.385	1.509	1.554	1.248	1.275	1.344	1.414	1.541	1.587
280	1.235	1.262	1.334	1.407	1.541	1.590	1.261	1.288	1.362	1.437	1.574	1.624
300	1.247	1.275	1.352	1.430	1.573	1.626	1.273	1.301	1.380	1.460	1.607	1.661

L cm h cm €	220						240					
	A	B	C	D	E	F	A	B	C	D	E	F
120	1.295	1.317	1.351	1.396	1.454	1.474	1.318	1.340	1.375	1.421	1.481	1.501
140	1.309	1.332	1.371	1.423	1.491	1.515	1.333	1.356	1.395	1.448	1.518	1.543
160	1.323	1.348	1.394	1.450	1.527	1.556	1.347	1.372	1.419	1.476	1.555	1.584
180	1.337	1.363	1.411	1.477	1.563	1.596	1.361	1.387	1.436	1.503	1.592	1.626
200	1.351	1.378	1.431	1.503	1.600	1.637	1.376	1.403	1.457	1.530	1.629	1.667
220	1.365	1.394	1.451	1.530	1.636	1.678	1.390	1.418	1.478	1.558	1.666	1.709
240	1.379	1.409	1.471	1.557	1.672	1.718	1.404	1.434	1.498	1.585	1.703	1.751
260	1.393	1.424	1.492	1.583	1.708	1.759	1.419	1.450	1.519	1.612	1.740	1.792
280	1.408	1.439	1.512	1.610	1.745	1.800	1.433	1.465	1.539	1.640	1.777	1.834
300	1.422	1.455	1.532	1.637	1.781	1.840	1.447	1.481	1.560	1.667	1.815	1.875

project#2
 885M88-XX (soffitto) motorizzazione ELERO con TELECOMANDO con supporti in legno
 885R88-XX (ceiling) motor ELERO with REMOTE CONTROL with wooden brackets

160						180						200						L cm
A	B	C	D	E	F	A	B	C	D	E	F	A	B	C	D	E	F	€ h cm
1.392	1.411	1.444	1.483	1.540	1.559	1.447	1.469	1.503	1.543	1.602	1.621	1.471	1.493	1.527	1.570	1.628	1.647	120
1.405	1.425	1.463	1.507	1.574	1.597	1.460	1.483	1.522	1.568	1.636	1.659	1.484	1.508	1.546	1.595	1.663	1.687	140
1.417	1.439	1.485	1.532	1.608	1.635	1.473	1.497	1.544	1.593	1.671	1.698	1.498	1.522	1.569	1.621	1.699	1.727	160
1.430	1.453	1.500	1.556	1.642	1.673	1.486	1.511	1.560	1.618	1.706	1.737	1.512	1.537	1.586	1.647	1.734	1.767	180
1.443	1.467	1.519	1.581	1.675	1.711	1.499	1.526	1.579	1.643	1.740	1.776	1.525	1.552	1.605	1.673	1.770	1.806	200
1.456	1.481	1.538	1.605	1.709	1.749	1.513	1.540	1.599	1.668	1.775	1.815	1.539	1.567	1.625	1.699	1.805	1.846	220
1.469	1.495	1.556	1.630	1.743	1.787	1.526	1.554	1.618	1.693	1.810	1.854	1.552	1.581	1.644	1.725	1.841	1.886	240
1.482	1.509	1.575	1.654	1.777	1.825	1.539	1.569	1.637	1.718	1.844	1.892	1.566	1.596	1.664	1.751	1.876	1.926	260
1.495	1.523	1.594	1.678	1.811	1.862	1.552	1.583	1.656	1.743	1.879	1.931	1.580	1.611	1.684	1.777	1.912	1.965	280
1.507	1.537	1.613	1.703	1.845	1.900	1.565	1.597	1.675	1.768	1.914	1.970	1.593	1.626	1.703	1.803	1.947	2.005	300


260						280						300						L cm
A	B	C	D	E	F	A	B	C	D	E	F	A	B	C	D	E	F	€ h cm
1.545	1.568	1.603	1.650	1.711	1.732	1.572	1.594	1.632	1.679	1.744	1.767	1.595	1.618	1.654	1.704	1.767	1.795	120
1.560	1.584	1.624	1.678	1.749	1.775	1.587	1.611	1.654	1.707	1.784	1.811	1.610	1.634	1.676	1.734	1.807	1.841	140
1.575	1.600	1.649	1.706	1.787	1.817	1.602	1.627	1.679	1.736	1.823	1.855	1.626	1.654	1.701	1.763	1.847	1.886	160
1.589	1.616	1.666	1.734	1.825	1.860	1.617	1.644	1.698	1.765	1.863	1.900	1.641	1.668	1.720	1.793	1.887	1.932	180
1.604	1.632	1.687	1.762	1.863	1.902	1.632	1.660	1.720	1.794	1.903	1.944	1.657	1.685	1.742	1.822	1.927	1.978	200
1.619	1.648	1.708	1.789	1.901	1.945	1.647	1.677	1.742	1.822	1.942	1.988	1.672	1.702	1.764	1.852	1.967	2.023	220
1.633	1.664	1.729	1.817	1.939	1.987	1.662	1.693	1.763	1.851	1.982	2.033	1.688	1.719	1.786	1.882	2.007	2.069	240
1.648	1.679	1.750	1.845	1.976	2.030	1.678	1.709	1.785	1.880	2.021	2.077	1.704	1.736	1.808	1.911	2.047	2.115	260
1.663	1.695	1.771	1.873	2.014	2.072	1.693	1.726	1.807	1.909	2.061	2.121	1.719	1.753	1.831	1.941	2.087	2.161	280
1.677	1.711	1.792	1.901	2.052	2.115	1.708	1.742	1.829	1.938	2.100	2.165	1.735	1.770	1.853	1.971	2.127	2.206	300

project#2
 885P88-XX (soffitto) motorizzazione ELERO con PULSANTE con supporti in legno
 885V88-XX (ceiling) motor ELERO for HOME AUTOMATION with wooden brackets


160						180						200						L cm
A	B	C	D	E	F	A	B	C	D	E	F	A	B	C	D	E	F	€ h cm
1.190	1.209	1.242	1.281	1.338	1.357	1.245	1.267	1.301	1.341	1.400	1.419	1.269	1.291	1.325	1.368	1.426	1.445	120
1.203	1.223	1.261	1.305	1.372	1.395	1.258	1.281	1.320	1.366	1.434	1.457	1.282	1.306	1.344	1.393	1.461	1.485	140
1.215	1.237	1.283	1.330	1.406	1.433	1.271	1.295	1.342	1.391	1.469	1.496	1.296	1.320	1.367	1.419	1.497	1.525	160
1.228	1.251	1.298	1.354	1.440	1.471	1.284	1.309	1.358	1.416	1.504	1.535	1.310	1.335	1.384	1.445	1.532	1.565	180
1.241	1.265	1.317	1.379	1.473	1.509	1.297	1.324	1.377	1.441	1.538	1.574	1.323	1.350	1.403	1.471	1.568	1.604	200
1.254	1.279	1.336	1.403	1.507	1.547	1.311	1.338	1.397	1.466	1.573	1.613	1.337	1.365	1.423	1.497	1.603	1.644	220
1.267	1.293	1.354	1.428	1.541	1.585	1.324	1.352	1.416	1.491	1.608	1.652	1.350	1.379	1.442	1.523	1.639	1.684	240
1.280	1.307	1.373	1.452	1.575	1.623	1.337	1.367	1.435	1.516	1.642	1.690	1.364	1.394	1.462	1.549	1.674	1.724	260
1.293	1.321	1.392	1.476	1.609	1.660	1.350	1.381	1.454	1.541	1.677	1.729	1.378	1.409	1.482	1.575	1.710	1.763	280
1.305	1.335	1.411	1.501	1.643	1.698	1.363	1.395	1.473	1.566	1.712	1.768	1.391	1.424	1.501	1.601	1.745	1.803	300

260						280						300						L cm
A	B	C	D	E	F	A	B	C	D	E	F	A	B	C	D	E	F	€ h cm
1.343	1.366	1.401	1.448	1.509	1.530	1.370	1.392	1.430	1.477	1.542	1.565	1.393	1.416	1.452	1.502	1.565	1.593	120
1.358	1.382	1.422	1.476	1.547	1.530	1.385	1.409	1.452	1.505	1.582	1.609	1.408	1.432	1.474	1.532	1.605	1.639	140
1.373	1.398	1.447	1.504	1.585	1.615	1.400	1.425	1.477	1.534	1.621	1.653	1.424	1.452	1.499	1.561	1.645	1.684	160
1.387	1.414	1.464	1.532	1.623	1.658	1.415	1.442	1.496	1.563	1.661	1.698	1.439	1.466	1.518	1.591	1.685	1.730	180
1.402	1.430	1.485	1.560	1.661	1.700	1.430	1.458	1.518	1.592	1.701	1.742	1.455	1.483	1.540	1.620	1.725	1.776	200
1.417	1.446	1.506	1.587	1.699	1.743	1.445	1.475	1.540	1.620	1.740	1.786	1.470	1.500	1.562	1.650	1.765	1.821	220
1.431	1.462	1.527	1.615	1.737	1.785	1.460	1.491	1.561	1.649	1.780	1.831	1.486	1.517	1.584	1.680	1.805	1.867	240
1.446	1.477	1.548	1.643	1.774	1.828	1.476	1.507	1.583	1.678	1.819	1.875	1.502	1.534	1.606	1.709	1.845	1.913	260
1.461	1.493	1.569	1.671	1.812	1.870	1.491	1.524	1.605	1.707	1.859	1.919	1.517	1.551	1.629	1.739	1.885	1.959	280
1.475	1.509	1.590	1.699	1.850	1.913	1.506	1.540	1.627	1.736	1.898	1.963	1.533	1.568	1.651	1.769	1.925	2.004	300

Sistema a rullo a parete o a soffitto
Wall or ceiling roller blind

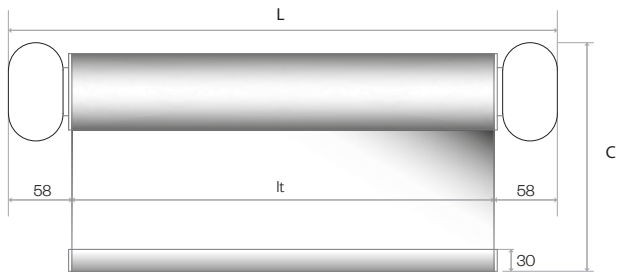


COD: 887907-U

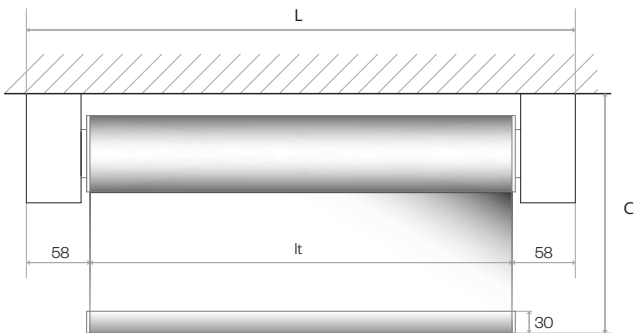


COD: 887907-J

Montaggio a parete
Wall mounting



Montaggio a soffitto
Ceiling mounting



It = L - 116 mm

project#2

887M88-XX

(parete) motorizzazione ELERO con TELECOMANDO con supporti in cemento

887R88-XX

(wall) motor ELERO with REMOTE CONTROL with concrete brackets

L cm h cm €	120						140					
	A	B	C	D	E	F	A	B	C	D	E	F
120	1446	1464	1498	1532	1589	1607	1469	1488	1522	1556	1616	1634
140	1457	1477	1516	1554	1622	1643	1481	1501	1540	1580	1649	1671
160	1469	1490	1536	1577	1654	1679	1493	1514	1561	1603	1682	1708
180	1481	1503	1551	1600	1686	1716	1505	1528	1577	1626	1715	1745
200	1493	1516	1569	1623	1718	1752	1518	1541	1595	1650	1748	1782
220	1505	1529	1587	1645	1751	1788	1530	1554	1613	1673	1781	1819
240	1517	1542	1605	1668	1783	1824	1542	1568	1631	1696	1814	1856
260	1529	1555	1623	1691	1815	1860	1554	1581	1650	1720	1847	1893
280	1541	1568	1640	1713	1847	1896	1567	1594	1668	1743	1880	1930
300	1553	1581	1658	1736	1879	1932	1579	1607	1686	1766	1913	1967

L cm h cm €	220						240					
	A	B	C	D	E	F	A	B	C	D	E	F
120	1601	1623	1657	1702	1760	1780	1624	1646	1681	1727	1787	1807
140	1615	1638	1677	1729	1797	1821	1639	1662	1701	1754	1824	1849
160	1629	1654	1700	1756	1833	1862	1653	1678	1725	1782	1861	1890
180	1643	1669	1717	1783	1869	1902	1667	1693	1742	1809	1898	1932
200	1657	1684	1737	1809	1906	1943	1682	1709	1763	1836	1935	1973
220	1671	1700	1757	1836	1942	1984	1696	1724	1784	1864	1972	2015
240	1685	1715	1777	1863	1978	2024	1710	1740	1804	1891	2009	2057
260	1699	1730	1798	1889	2014	2065	1725	1756	1825	1918	2046	2098
280	1714	1745	1818	1916	2051	2106	1739	1771	1845	1946	2083	2140
300	1728	1761	1838	1943	2087	2146	1753	1787	1866	1973	2121	2181

project#2

887P88-XX

(parete) motorizzazione ELERO con PULSANTE con supporti in cemento

887V88-XX

(wall) motorizzazione ELERO for HOME AUTOMATION with concrete brackets

L cm h cm €	120						140					
	A	B	C	D	E	F	A	B	C	D	E	F
120	1244	1262	1296	1330	1387	1405	1267	1286	1320	1354	1414	1432
140	1255	1275	1314	1352	1420	1441	1279	1299	1338	1378	1447	1469
160	1267	1288	1334	1375	1452	1477	1291	1312	1359	1401	1480	1506
180	1279	1301	1349	1398	1484	1514	1303	1326	1375	1424	1513	1543
200	1291	1314	1367	1421	1516	1550	1316	1339	1393	1448	1546	1580
220	1303	1327	1385	1443	1549	1586	1328	1352	1411	1471	1579	1617
240	1315	1340	1403	1466	1581	1622	1340	1366	1429	1494	1612	1654
260	1327	1353	1421	1489	1613	1658	1352	1379	1448	1518	1645	1691
280	1339	1366	1438	1511	1645	1694	1365	1392	1466	1541	1678	1728
300	1351	1379	1456	1534	1677	1730	1377	1405	1484	1564	1711	1765

L cm h cm €	220						240					
	A	B	C	D	E	F	A	B	C	D	E	F
120	1399	1421	1455	1500	1558	1578	1422	1444	1479	1525	1585	1605
140	1413	1436	1475	1527	1595	1619	1437	1460	1499	1552	1622	1647
160	1427	1452	1498	1554	1631	1660	1451	1476	1523	1580	1659	1688
180	1441	1467	1515	1581	1667	1700	1465	1491	1540	1607	1696	1730
200	1455	1482	1535	1607	1704	1741	1480	1507	1561	1634	1733	1771
220	1469	1498	1555	1634	1740	1782	1494	1522	1582	1662	1770	1813
240	1483	1513	1575	1661	1776	1822	1508	1538	1602	1689	1807	1855
260	1497	1528	1596	1687	1812	1863	1523	1554	1623	1716	1844	1896
280	1512	1543	1616	1714	1849	1904	1537	1569	1643	1744	1881	1938
300	1526	1559	1636	1741	1885	1944	1551	1585	1664	1771	1919	1979

project#2
 887M88-XX (soffitto) motorizzazione ELERO con TELECOMANDO con supporti in cemento
 887R88-XX (ceiling) motor ELERO with REMOTE CONTROL with concrete brackets

160						180						200						L cm
A	B	C	D	E	F	A	B	C	D	E	F	A	B	C	D	E	F	€ h cm
1.496	1.515	1.548	1.587	1.644	1.663	1.551	1.573	1.607	1.647	1.706	1.725	1.575	1.597	1.631	1.674	1.732	1.751	120
1.509	1.529	1.567	1.611	1.678	1.701	1.564	1.587	1.626	1.672	1.740	1.763	1.588	1.612	1.650	1.699	1.767	1.791	140
1.521	1.543	1.589	1.636	1.712	1.739	1.577	1.601	1.648	1.697	1.775	1.802	1.602	1.626	1.673	1.725	1.803	1.831	160
1.534	1.557	1.604	1.660	1.746	1.777	1.590	1.615	1.664	1.722	1.810	1.841	1.616	1.641	1.690	1.751	1.838	1.871	180
1.547	1.571	1.623	1.685	1.779	1.815	1.603	1.630	1.683	1.747	1.844	1.880	1.629	1.656	1.709	1.777	1.874	1.910	200
1.560	1.585	1.642	1.709	1.813	1.853	1.617	1.644	1.703	1.772	1.879	1.919	1.643	1.671	1.729	1.803	1.909	1.950	220
1.573	1.599	1.660	1.734	1.847	1.891	1.630	1.658	1.722	1.797	1.914	1.958	1.656	1.685	1.748	1.829	1.945	1.990	240
1.586	1.613	1.679	1.758	1.881	1.929	1.643	1.673	1.741	1.822	1.948	1.996	1.670	1.700	1.768	1.855	1.980	2.030	260
1.599	1.627	1.698	1.782	1.915	1.966	1.656	1.687	1.760	1.847	1.983	2.035	1.684	1.715	1.788	1.881	2.016	2.069	280
1.611	1.641	1.717	1.807	1.949	2.004	1.669	1.701	1.779	1.872	2.018	2.074	1.697	1.730	1.807	1.907	2.051	2.109	300


260						280						300						L cm
A	B	C	D	E	F	A	B	C	D	E	F	A	B	C	D	E	F	€ h cm
1.649	1.672	1.707	1.754	1.815	1.836	1.676	1.698	1.736	1.783	1.848	1.871	1.699	1.722	1.758	1.808	1.871	1.899	120
1.664	1.688	1.728	1.782	1.853	1.879	1.691	1.715	1.758	€1.811	1.888	1.915	1.714	1.738	1.780	1.838	1.911	1.945	140
1.679	1.704	1.753	1.810	1.891	1.921	1.706	1.731	1.783	1.840	1.927	1.959	1.730	1.758	1.805	1.867	1.951	1.990	160
1.693	1.720	1.770	1.838	1.929	1.964	1.721	1.748	1.802	1.869	1.967	2.004	1.745	1.772	1.824	1.897	1.991	2.036	180
1.708	1.736	1.791	1.866	1.967	2.006	1.736	1.764	1.824	1.898	2.007	2.048	1.761	1.789	1.846	1.926	2.031	2.082	200
1.723	1.752	1.812	1.893	2.005	2.049	1.751	1.781	1.846	1.926	2.046	2.092	1.776	1.806	1.868	1.956	2.071	2.127	220
1.737	1.768	1.833	1.921	2.043	2.091	1.766	1.797	1.867	1.955	2.086	2.137	1.792	1.823	1.890	1.986	2.111	2.173	240
1.752	1.783	1.854	1.949	2.080	2.134	1.782	1.813	1.889	1.984	2.125	2.181	1.808	1.840	1.912	2.015	2.151	2.219	260
1.767	1.799	1.875	1.977	2.118	2.176	1.797	1.830	1.911	2.013	2.165	2.225	1.823	1.857	1.935	2.045	2.191	2.265	280
1.781	1.815	1.896	2.005	2.156	2.219	1.812	1.846	1.933	2.042	2.204	2.269	1.839	1.874	1.957	2.075	2.231	2.310	300

project#2
 887P88-XX (soffitto) motorizzazione ELERO con PULSANTE con supporti in cemento
 887V88-XX (ceiling) motorizzazione ELERO for HOME AUTOMATION with concrete brackets

160						180						200						L cm
A	B	C	D	E	F	A	B	C	D	E	F	A	B	C	D	E	F	€ h cm
1.294	1.313	1.346	1.385	1.442	1.461	1.349	1.371	1.405	1.445	1.504	1.523	1.373	1.395	1.429	1.472	1.530	1.549	120
1.307	1.327	1.365	1.409	1.476	1.499	1.362	1.385	1.424	1.470	1.538	1.561	1.386	1.410	1.448	1.497	1.565	1.589	140
1.319	1.341	1.387	1.434	1.510	1.537	1.375	1.399	1.446	1.495	1.573	1.600	1.400	1.424	1.471	1.523	1.601	1.629	160
1.332	1.355	1.402	1.458	1.544	1.575	1.388	1.413	1.462	1.520	1.608	1.639	1.414	1.439	1.488	1.549	1.636	1.669	180
1.345	1.369	1.421	1.483	1.577	1.613	1.401	1.428	1.481	1.545	1.642	1.678	1.427	1.454	1.507	1.575	1.672	1.708	200
1.358	1.383	1.440	1.507	1.611	1.651	1.415	1.442	1.501	1.570	1.677	1.717	1.441	1.469	1.527	1.601	1.707	1.748	220
1.371	1.397	1.458	1.532	1.645	1.689	1.428	1.456	1.520	1.595	1.712	1.756	1.454	1.483	1.546	1.627	1.743	1.788	240
1.384	1.411	1.477	1.556	1.679	1.727	1.441	€1.471	1.539	1.620	1.746	1.794	1.468	1.498	1.566	1.653	1.778	1.828	260
1.397	1.425	1.496	1.580	1.713	1.764	1.454	1.485	1.558	1.645	1.781	1.833	1.482	1.513	1.586	1.679	1.814	1.867	280
1.409	1.439	1.515	1.605	1.747	1.802	1.467	1.499	1.577	1.670	1.816	1.872	1.495	1.528	1.605	1.705	1.849	1.907	300

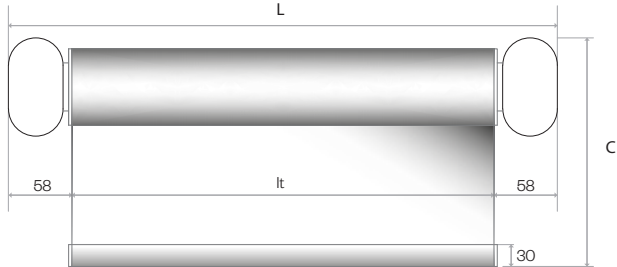
260						280						300						L cm
A	B	C	D	E	F	A	B	C	D	E	F	A	B	C	D	E	F	€ h cm
1.447	1.470	1.505	1.552	1.613	1.634	1.474	1.496	1.534	1.581	1.646	1.669	1.497	1.520	1.556	1.606	1.669	1.697	120
1.462	1.486	1.526	1.580	1.651	1.677	1.489	1.513	1.556	1.609	1.686	1.713	1.512	1.536	1.578	1.636	1.709	1.743	140
1.477	1.502	1.551	1.608	1.689	1.719	1.504	1.529	1.581	1.638	1.725	1.757	1.528	1.556	1.603	1.665	1.749	1.788	160
1.491	1.518	1.568	1.636	1.727	1.762	1.519	1.546	1.600	1.667	1.765	1.802	1.543	1.570	1.622	1.695	1.789	1.834	180
1.506	1.534	1.589	1.664	1.765	1.804	1.534	1.562	1.622	1.696	1.805	1.846	1.559	1.587	1.644	1.724	1.829	1.880	200
1.521	1.550	1.610	1.691	1.803	1.847	1.549	1.579	1.644	1.724	1.844	1.890	1.574	1.604	1.666	1.754	1.869	1.925	220
1.535	1.566	1.631	1.719	1.841	1.889	1.564	1.595	1.665	1.753	1.884	1.935	1.590	€1.621	1.688	1.784	1.909	1.971	240
1.550	1.581	1.652	1.747	1.878	1.932	1.580	1.611	1.687	1.782	1.923	1.979	1.606	1.638	1.710	1.813	1.949	2.017	260
1.565	1.597	1.673	1.775	1.916	1.974	1.595	1.628	1.709	1.811	1.963	2.023	1.621	1.655	1.733	1.843	1.989	2.063	280
1.579	1.613	1.694	1.803	1.954	2.017	1.610	1.644	1.731	1.840	2.002	2.067	1.637	1.672	1.755	1.873	2.029	2.108	300

Sistema a rullo a parete o a soffitto
Wall or ceiling roller blind

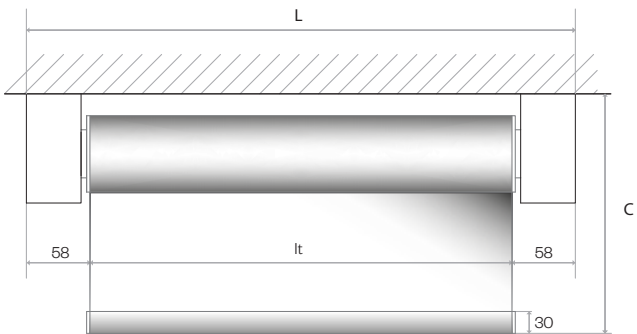


COD: 888907-MC

Montaggio a parete
Wall mounting



Montaggio a soffitto
Ceiling mounting



lt = L - 116 mm

project#2
888M88-XX (parete) motorizzazione ELERO con TELECOMANDO con supporti in marmo
888R88-XX (wall) motor ELERO with REMOTE CONTROL with marble brackets

L cm h cm €	120						140					
	A	B	C	D	E	F	A	B	C	D	E	F
120	1638	1656	1690	1724	1781	1799	1661	1680	1714	1748	1808	1826
140	1649	1669	1708	1746	1814	1835	1673	1693	1732	1772	1841	1863
160	1661	1682	1728	1769	1846	€1871	1685	1706	1753	1795	1874	1900
180	1673	1695	1743	1792	1878	1908	1697	1720	1769	1818	1907	1937
200	1685	1708	1761	1815	1910	1944	1710	1733	1787	1842	1940	1974
220	1697	1721	1779	1837	1943	1980	1722	1746	1805	1865	1973	2011
240	1709	1734	1797	1860	1975	2016	1734	1760	1823	1888	2006	2048
260	1721	1747	1815	1883	2007	2052	1746	1773	1842	1912	2039	2085
280	1733	1760	1832	1905	2039	2088	1759	1786	1860	1935	2072	2122
300	1745	1773	1850	1928	2071	2124	1771	1799	1878	1958	2105	2159

L cm h cm €	220						240					
	A	B	C	D	E	F	A	B	C	D	E	F
120	1793	1815	1849	1894	1952	1972	1816	1838	1873	1919	1979	1999
140	1807	1830	1869	1921	1989	2013	1831	1854	1893	1946	2016	2041
160	1821	1846	1892	1948	2025	2054	1845	1870	1917	1974	2053	2082
180	1835	1861	1909	1975	2061	2094	1859	1885	1934	2001	2090	2124
200	1849	1876	1929	2001	2098	2135	1874	1901	1955	2028	2127	2165
220	1863	1892	1949	2028	2134	2176	1888	1916	1976	2056	2164	2207
240	1877	1907	1969	2055	2170	2216	1902	1932	1996	2083	2201	2249
260	1891	1922	1990	2081	2206	2257	1917	1948	2017	2110	2238	2290
280	1906	1937	2010	2108	2243	2298	1931	1963	2037	2138	2275	2332
300	1920	1953	2030	2135	2279	2338	1945	1979	2058	2165	2313	2373

project#2
888P88-XX (parete) motorizzazione ELERO con PULSANTE con supporti in marmo
888V88-XX (wall) motorizzazione ELERO for HOME AUTOMATION with marble brackets

L cm h cm €	120						140					
	A	B	C	D	E	F	A	B	C	D	E	F
120	1436	1454	1488	1522	1579	1597	1459	1478	1512	1546	1606	1624
140	1447	1467	1506	1544	1612	1633	1471	1491	1530	1570	1639	1661
160	1459	1480	1526	1567	1644	1669	1483	1504	1551	1593	1672	1698
180	1471	1493	1541	1590	1676	1706	1495	1518	1567	1616	1705	1735
200	1483	1506	1559	1613	1708	1742	1508	1531	1585	1640	1738	1772
220	1495	1519	1577	1635	1741	1778	1520	1544	1603	1663	1771	1809
240	1507	1532	1595	1658	1773	1814	1532	1558	1621	1686	1804	1846
260	1519	1545	1613	1681	1805	1850	1544	1571	1640	1710	1837	1883
280	1531	1558	1630	1703	1837	1886	1557	1584	1658	1733	1870	1920
300	1543	1571	1648	1726	1869	1922	1569	1597	1676	1756	1903	1957

L cm h cm €	220						240					
	A	B	C	D	E	F	A	B	C	D	E	F
120	1591	1613	1647	1692	1750	1770	1614	1636	1671	1717	1777	1797
140	1605	1628	1667	1719	1787	€1811	1629	1652	1691	1744	1814	1839
160	€1619	1644	1690	1746	1823	1852	1643	1668	1715	1772	1851	1880
180	1633	1659	1707	1773	1859	1892	1657	1683	1732	1799	1888	1922
200	1647	1674	1727	1799	1896	1933	1672	1699	1753	1826	1925	1963
220	1661	1690	1747	1826	1932	1974	1686	1714	1774	1854	1962	2005
240	1675	1705	1767	1853	1968	2014	1700	1730	1794	1881	1999	2047
260	1689	1720	1788	1879	2004	2055	1715	1746	1815	1908	2036	2088
280	1704	1735	1808	1906	2041	2096	1729	1761	1835	1936	2073	2130
300	1718	1751	1828	1933	2077	2136	1743	1777	1856	1963	2111	2171

project#2
 888M88-XX (soffitto) motorizzazione ELERO con TELECOMANDO con supporti in marmo
 888R88-XX (ceiling) motor ELERO with REMOTE CONTROL with marble brackets

160						180						200						Lcm
A	B	C	D	E	F	A	B	C	D	E	F	A	B	C	D	E	F	€ h cm
1.688	1.707	1.740	1.779	1.836	1.855	1.743	1.765	1.799	1.839	1.898	1.917	1.767	1.789	1.823	1.866	1.924	1.943	120
1.701	1.721	1.759	1.803	1.870	1.893	1.756	1.779	1.818	1.864	1.932	1.955	1.780	1.804	1.842	1.891	1.959	1.983	140
1.713	1.735	1.781	1.828	1.904	1.931	1.769	1.793	1.840	1.889	1.967	1.994	1.794	1.818	1.865	1.917	1.995	2.023	160
1.726	1.749	1.796	1.852	1.938	1.969	1.782	1.807	1.856	1.914	2.002	2.033	1.808	1.833	1.882	1.943	2.030	2.063	180
€1.739	1.763	1.815	1.877	1.971	2.007	1.795	1.822	1.875	1.939	2.036	2.072	1.821	1.848	1.901	1.969	2.066	2.102	200
1.752	1.777	1.834	1.901	2.005	2.045	1.809	1.836	1.895	1.964	2.071	2.111	1.835	1.863	1.921	1.995	2.101	2.142	220
1.765	1.791	1.852	1.926	2.039	2.083	1.822	1.850	1.914	1.989	2.106	2.150	1.848	1.877	1.940	2.021	2.137	2.182	240
1.778	1.805	1.871	1.950	2.073	2.121	1.835	1.865	1.933	2.014	2.140	2.188	1.862	1.892	1.960	2.047	2.172	2.222	260
1.791	1.819	1.890	1.974	2.107	2.158	1.848	1.879	1.952	2.039	2.175	2.227	1.876	1.907	1.980	2.073	2.208	2.261	280
1.803	1.833	1.909	1.999	2.141	2.196	1.861	1.893	1.971	2.064	2.210	2.266	1.889	1.922	1.999	2.099	2.243	2.301	300


260						280						300						Lcm
A	B	C	D	E	F	A	B	C	D	E	F	A	B	C	D	E	F	€ h cm
1.841	1.864	1.899	1.946	2.007	2.028	1.868	1.890	1.928	1.975	2.040	2.063	1.891	1.914	1.950	2.000	2.063	2.091	120
1.856	1.880	1.920	1.974	2.045	2.071	1.883	1.907	1.950	2.003	2.080	2.107	1.906	1.930	1.972	2.030	2.103	2.137	140
1.871	1.896	1.945	2.002	2.083	2.113	1.898	1.923	1.975	2.032	2.119	2.151	1.922	1.950	1.997	2.059	2.143	2.182	160
1.885	1.912	1.962	2.030	2.121	2.156	1.913	1.940	1.994	2.061	2.159	2.196	1.937	1.964	2.016	2.089	2.183	2.228	180
1.900	1.928	1.983	2.058	2.159	2.198	1.928	1.956	2.016	2.090	2.199	2.240	1.953	1.981	2.038	2.118	2.223	2.274	200
1.915	1.944	2.004	2.085	2.197	2.241	1.943	1.973	2.038	2.118	2.238	2.284	1.968	1.998	2.060	2.148	2.263	2.319	220
1.929	1.960	2.025	2.113	2.235	2.283	1.958	1.989	2.059	2.147	2.278	2.329	1.984	2.015	2.082	2.178	2.303	2.365	240
1.944	1.975	2.046	2.141	2.272	2.326	1.974	2.005	2.081	2.176	2.317	2.373	2.000	2.032	2.104	2.207	2.343	2.411	260
1.959	1.991	2.067	2.169	2.310	2.368	1.989	2.022	2.103	2.205	2.357	2.417	2.015	2.049	2.127	2.237	2.383	2.457	280
1.973	2.007	2.088	2.197	2.348	2.411	2.004	2.038	2.125	2.234	2.396	2.461	2.031	2.066	2.149	2.267	2.423	2.502	300

project#2
 888P88-XX (soffitto) motorizzazione ELERO con PULSANTE con supporti in marmo
 888V88-XX (ceiling) motorizzazione ELERO for HOME AUTOMATION with marble brackets


160						180						200						Lcm
A	B	C	D	E	F	A	B	C	D	E	F	A	B	C	D	E	F	€ h cm
1.486	1.505	1.538	1.577	1.634	1.653	1.541	1.563	1.597	1.637	1.696	1.715	1.565	1.587	1.621	1.664	1.722	1.741	120
1.499	1.519	1.557	1.601	1.668	1.691	1.554	1.577	1.616	1.662	1.730	1.753	1.578	1.602	1.640	1.689	1.757	1.781	140
1.511	1.533	1.579	1.626	1.702	1.729	1.567	1.591	1.638	1.687	1.765	1.792	1.592	1.616	1.663	1.715	1.793	1.821	160
1.524	1.547	1.594	1.650	1.736	1.767	1.580	1.605	1.654	1.712	1.800	1.831	1.606	1.631	1.680	1.741	1.828	1.861	180
1.537	1.561	1.613	1.675	1.769	1.805	1.593	1.620	1.673	1.737	1.834	1.870	1.619	1.646	1.699	1.767	1.864	1.900	200
1.550	1.575	1.632	1.699	1.803	1.843	1.607	1.634	1.693	1.762	1.869	1.909	1.633	1.661	1.719	1.793	1.899	1.940	220
1.563	1.589	1.650	1.724	1.837	1.881	1.620	1.648	1.712	1.787	1.904	1.948	1.646	1.675	1.738	1.819	1.935	1.980	240
1.576	1.603	1.669	1.748	1.871	1.919	1.633	1.663	1.731	1.812	1.938	1.986	1.660	1.690	1.758	1.845	1.970	2.020	260
1.589	1.617	1.688	1.772	1.905	1.956	1.646	1.677	1.750	1.837	1.973	2.025	1.674	1.705	1.778	1.871	2.006	2.059	280
1.601	1.631	1.707	1.797	1.939	1.994	1.659	1.691	1.769	1.862	2.008	2.064	1.687	1.720	1.797	1.897	2.041	2.099	300

260						280						300						Lcm
A	B	C	D	E	F	A	B	C	D	E	F	A	B	C	D	E	F	€ h cm
1.639	1.662	1.697	1.744	1.805	1.826	1.666	1.688	1.726	1.773	1.838	1.861	1.689	1.712	1.748	1.798	1.861	1.889	120
1.654	1.678	1.718	1.772	1.843	1.869	1.681	1.705	1.748	1.801	1.878	1.905	1.704	1.728	1.770	1.828	1.901	1.935	140
1.669	1.694	1.743	1.800	1.881	1.911	1.696	1.721	1.773	1.830	1.917	1.949	1.720	1.748	1.795	1.857	1.941	1.980	160
1.683	1.710	1.760	1.828	€1.919	1.954	1.711	1.738	1.792	1.859	1.957	1.994	1.735	1.762	1.814	1.887	1.981	2.026	180
1.698	1.726	1.781	1.856	1.957	1.996	1.726	1.754	1.814	1.888	1.997	2.038	1.751	1.779	1.836	1.916	2.021	2.072	200
1.713	1.742	1.802	1.883	1.995	2.039	1.741	1.771	1.836	1.916	2.036	2.082	1.766	1.796	1.858	1.946	2.061	2.117	220
1.727	1.758	1.823	1.911	2.033	2.081	1.756	1.787	1.857	1.945	2.076	2.127	1.782	1.813	1.880	1.976	2.101	2.163	240
1.742	1.773	1.844	1.939	2.070	2.124	1.772	1.803	1.879	1.974	2.115	2.171	1.798	1.830	1.902	2.005	2.141	2.209	260
1.757	1.789	1.865	1.967	2.108	2.166	1.787	1.820	1.901	2.003	2.155	2.215	1.813	1.847	1.925	2.035	2.181	2.255	280
1.771	1.805	1.886	1.995	2.146	2.209	1.802	1.836	1.923	2.032	2.194	2.259	1.829	1.864	1.947	2.065	2.221	2.300	300


Sistema a rullo a parete o a soffitto
Wall or ceiling roller blind



COD: 883907-18

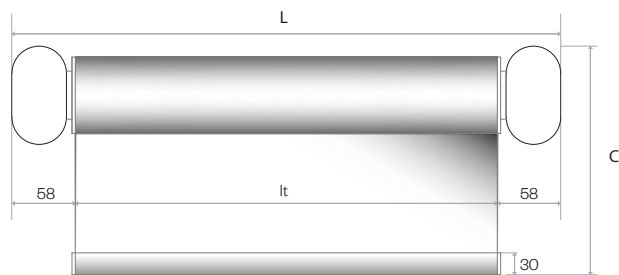


COD: 883907-312

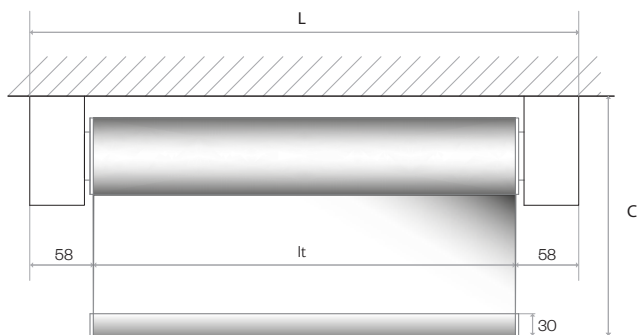


COD: 883907-25

Montaggio a parete
Wall mounting



Montaggio a soffitto
Ceiling mounting



It = L - 116 mm

project#2
883M88-XX (parete) motorizzazione ELERO con TELECOMANDO con supporti in alluminio
883R88-XX (wall) motor ELERO with REMOTE CONTROL with aluminium brackets

L cm h cm €	120						140					
	A	B	C	D	E	F	A	B	C	D	E	F
120	1.378	1.396	1.430	1.464	1.521	1.539	1.401	1.420	1.454	1.488	1.548	1.566
140	1.389	1.409	1.448	1.486	1.554	1.575	1.413	1.433	1.472	1.512	1.581	1.603
160	1.401	1.422	1.468	1.509	1.586	1.611	1.425	1.446	1.493	1.535	1.614	1.640
180	1.413	1.435	1.483	1.532	1.618	1.648	1.437	1.460	1.509	1.558	1.647	1.677
200	1.425	1.448	1.501	1.555	1.650	1.684	1.450	1.473	1.527	1.582	1.680	1.714
220	1.437	1.461	1.519	1.577	1.683	1.720	1.462	1.486	1.545	1.605	1.713	1.751
240	1.449	1.474	1.537	1.600	1.715	1.756	1.474	1.500	1.563	1.628	1.746	1.788
260	1.461	1.487	1.555	1.623	1.747	1.792	1.486	1.513	1.582	1.652	1.779	1.825
280	1.473	1.500	1.572	1.645	1.779	1.828	1.499	1.526	1.600	1.675	1.812	1.862
300	1.485	1.513	1.590	1.668	1.811	1.864	1.511	1.539	1.618	1.698	1.845	1.899

L cm h cm €	220						240					
	A	B	C	D	E	F	A	B	C	D	E	F
120	1.533	1.555	1.589	1.634	1.692	1.712	1.556	1.578	1.613	1.659	1.719	1.739
140	1.547	1.570	1.609	1.661	1.729	1.753	1.571	1.594	1.633	1.686	1.756	1.781
160	1.561	1.586	1.632	1.688	1.765	1.794	1.585	1.610	1.657	1.714	1.793	1.822
180	1.575	1.601	1.649	1.715	1.801	1.834	1.599	1.625	1.674	1.741	1.830	1.864
200	1.589	1.616	1.669	1.741	1.838	1.875	1.614	1.641	1.695	1.768	1.867	1.905
220	1.603	1.632	1.689	1.768	1.874	1.916	1.628	1.656	1.716	1.796	1.904	1.947
240	1.617	1.647	1.709	1.795	1.910	1.956	1.642	1.672	1.736	1.823	1.941	1.989
260	1.631	1.662	1.730	1.821	1.946	1.997	1.657	1.688	1.757	1.850	1.978	2.030
280	1.646	1.677	1.750	1.848	1.983	2.038	1.671	1.703	1.777	1.878	2.015	2.072
300	1.660	1.693	1.770	1.875	2.019	2.078	1.685	1.719	1.798	1.905	2.053	2.113

project#2
883P88-XX (parete) motorizzazione ELERO con PULSANTE con supporti in alluminio
883V88-XX (wall) motorizzazione ELERO for HOME AUTOMATION with aluminium brackets

L cm h cm €	120						140					
	A	B	C	D	E	F	A	B	C	D	E	F
120	1.176	1.194	1.228	1.262	1.319	1.337	1.199	1.218	1.252	1.286	1.346	1.364
140	1.187	1.207	1.246	1.284	1.352	1.373	1.211	1.231	1.270	1.310	1.379	1.401
160	1.199	1.220	1.266	1.307	1.384	1.409	1.223	1.244	1.291	1.333	1.412	1.438
180	1.211	1.233	1.281	1.330	1.416	1.446	1.235	1.258	1.307	1.356	1.445	1.475
200	1.223	1.246	1.299	1.353	1.448	1.482	1.248	1.271	1.325	1.380	1.478	1.512
220	1.235	1.259	1.317	1.375	1.481	1.518	1.260	1.284	1.343	1.403	1.511	1.549
240	1.247	1.272	1.335	1.398	1.513	1.554	1.272	1.298	1.361	1.426	1.544	1.586
260	1.259	1.285	1.353	1.421	1.545	1.590	1.284	1.311	1.380	1.450	1.577	1.623
280	1.271	1.298	1.370	1.443	1.577	1.626	1.297	1.324	1.398	1.473	1.610	1.660
300	1.283	1.311	1.388	1.466	1.609	1.662	1.309	1.337	1.416	1.496	1.643	1.697

L cm h cm €	220						240					
	A	B	C	D	E	F	A	B	C	D	E	F
120	1.331	1.353	1.387	1.432	1.490	1.510	1.354	1.376	1.411	1.457	1.517	1.537
140	1.345	1.368	1.407	1.459	1.527	1.551	1.369	1.392	1.431	1.484	1.554	1.579
160	1.359	1.384	1.430	1.486	1.563	1.592	1.383	1.408	1.455	1.512	1.591	1.620
180	1.373	1.399	1.447	1.513	1.599	1.632	1.397	1.423	1.472	1.539	1.628	1.662
200	1.387	1.414	1.467	1.539	1.636	1.673	1.412	1.439	1.493	1.566	1.665	1.703
220	1.401	1.430	1.487	1.566	1.672	1.714	1.426	1.454	1.514	1.594	1.702	1.745
240	1.415	1.445	1.507	1.593	1.708	1.754	1.440	1.470	1.534	1.621	1.739	1.787
260	1.429	1.460	1.528	1.619	1.744	1.795	1.455	1.486	1.555	1.648	1.776	1.828
280	1.444	1.475	1.548	1.646	1.781	1.836	1.469	1.501	1.575	1.676	1.813	1.870
300	1.458	1.491	1.568	1.673	1.817	1.876	1.483	1.517	1.596	1.703	1.851	1.911

project#2
 883M88-XX (soffitto) motorizzazione ELERO con TELECOMANDO con supporti in alluminio
 883R88-XX (ceiling) motor ELERO with REMOTE CONTROL with aluminium brackets

160						180						200						L cm
A	B	C	D	E	F	A	B	C	D	E	F	A	B	C	D	E	F	€ h cm
1.428	1.447	1.480	1.519	1.576	1.595	1.483	1.505	1.539	1.579	1.638	1.657	1.507	1.529	1.563	1.606	1.664	1.683	120
1.441	1.461	1.499	1.543	1.610	1.633	1.496	1.519	1.558	1.604	1.672	1.695	1.520	1.544	1.582	1.631	1.699	1.723	140
1.453	1.475	1.521	1.568	1.644	1.671	1.509	1.533	1.580	1.629	1.707	1.734	1.534	1.558	1.605	1.657	1.735	1.763	160
1.466	1.489	1.536	1.592	1.678	1.709	1.522	1.547	1.596	1.654	1.742	1.773	1.548	1.573	1.622	1.683	1.770	1.803	180
1.479	1.503	1.555	1.617	1.711	1.747	1.535	1.562	1.615	1.679	1.776	1.812	1.561	1.588	1.641	1.709	1.806	1.842	200
1.492	1.517	1.574	1.641	1.745	1.785	1.549	1.576	1.635	1.704	1.811	1.851	1.575	1.603	1.661	1.735	1.841	1.882	220
1.505	1.531	1.592	1.666	1.779	1.823	1.562	1.590	1.654	1.729	1.846	1.890	1.588	1.617	1.680	1.761	1.877	1.922	240
1.518	1.545	1.611	1.690	1.813	1.861	1.575	1.605	1.673	1.754	1.880	1.928	1.602	1.632	1.700	1.787	1.912	1.962	260
1.531	1.559	1.630	1.714	1.847	1.898	1.588	1.619	1.692	1.779	1.915	1.967	1.616	1.647	1.720	1.813	1.948	2.001	280
1.543	1.573	1.649	1.739	1.881	1.936	1.601	1.633	1.711	1.804	1.950	2.006	1.629	1.662	1.739	1.839	1.983	2.041	300


260						280						300						L cm
A	B	C	D	E	F	A	B	C	D	E	F	A	B	C	D	E	F	€ h cm
1.581	1.604	1.639	1.686	1.747	1.768	1.608	1.630	1.668	1.715	1.780	1.803	1.631	1.654	1.690	1.740	1.803	1.831	120
1.596	1.620	1.660	1.714	1.785	€1.811	1.623	1.647	1.690	1.743	1.820	1.847	1.646	1.670	1.712	1.770	1.843	1.877	140
1.611	1.636	1.685	1.742	1.823	1.853	1.638	1.663	1.715	1.772	1.859	1.891	1.662	1.690	1.737	1.799	1.883	1.922	160
1.625	1.652	1.702	1.770	1.861	1.896	1.653	1.680	1.734	1.801	1.899	1.936	1.677	1.704	1.756	1.829	1.923	1.968	180
1.640	1.668	1.723	1.798	1.899	1.938	1.668	1.696	1.756	1.830	1.939	1.980	1.693	1.721	1.778	1.858	1.963	2.014	200
1.655	1.684	1.744	1.825	1.937	1.981	1.683	1.713	1.778	1.858	1.978	2.024	1.708	1.738	1.800	1.888	2.003	2.059	220
1.669	1.700	1.765	1.853	1.975	2.023	1.698	1.729	1.799	1.887	2.018	2.069	1.724	1.755	1.822	1.918	2.043	2.105	240
1.684	1.715	1.786	1.881	2.012	2.066	1.714	1.745	1.821	1.916	2.057	2.113	1.740	1.772	1.844	1.947	2.083	2.151	260
1.699	1.731	1.807	1.909	2.050	2.108	1.729	1.762	1.843	1.945	2.097	2.157	1.755	1.789	1.867	1.977	2.123	2.197	280
1.713	1.747	1.828	1.937	2.088	2.151	1.744	1.778	1.865	1.974	2.136	2.201	1.771	1.806	1.889	2.007	2.163	2.242	300

project#2
 883P88-XX (soffitto) motorizzazione ELERO con PULSANTE con supporti in alluminio
 883V88-XX (ceiling) motorizzazione ELERO for HOME AUTOMATION with aluminium brackets

160						180						200						L cm
A	B	C	D	E	F	A	B	C	D	E	F	A	B	C	D	E	F	€ h cm
1.226	1.245	1.278	1.317	1.374	1.393	1.281	1.303	1.337	1.377	1.436	1.455	1.305	1.327	1.361	1.404	1.462	1.481	120
1.239	1.259	1.297	1.341	1.408	1.431	1.294	1.317	1.356	1.402	1.470	1.493	1.318	1.342	1.380	1.429	1.497	1.521	140
1.251	1.273	1.319	1.366	1.442	1.469	1.307	1.331	1.378	1.427	1.505	1.532	1.332	1.356	1.403	1.455	1.533	1.561	160
1.264	1.287	1.334	1.390	1.476	1.507	1.320	1.345	1.394	1.452	1.540	1.571	1.346	1.371	1.420	1.481	1.568	1.601	180
1.277	1.301	1.353	1.415	1.509	1.545	1.333	1.360	1.413	1.477	1.574	1.610	1.359	1.386	1.439	1.507	1.604	1.640	200
1.290	1.315	1.372	1.439	1.543	1.583	1.347	1.374	1.433	1.502	1.609	1.649	1.373	1.401	1.459	1.533	1.639	1.680	220
1.303	1.329	1.390	1.464	1.577	1.621	1.360	1.388	1.452	1.527	1.644	1.688	1.386	1.415	1.478	1.559	1.675	1.720	240
1.316	1.343	1.409	1.488	1.611	1.659	1.373	1.403	1.471	1.552	1.678	1.726	1.400	1.430	1.498	1.585	1.710	1.760	260
1.329	1.357	1.428	1.512	1.645	1.696	1.386	1.417	1.490	1.577	1.713	1.765	1.414	1.445	1.518	1.611	1.746	1.799	280
1.341	1.371	1.447	1.537	1.679	1.734	1.399	1.431	1.509	1.602	1.748	1.804	1.427	1.460	1.537	1.637	1.781	1.839	300

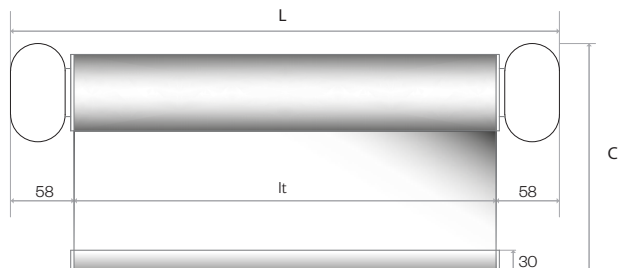
260						280						300						L cm
A	B	C	D	E	F	A	B	C	D	E	F	A	B	C	D	E	F	€ h cm
1.379	1.402	1.437	1.484	1.545	1.566	1.406	1.428	1.466	1.513	1.578	1.601	1.429	1.452	1.488	1.538	1.601	1.629	120
1.394	1.418	1.458	1.512	1.583	1.609	1.421	1.445	1.488	1.541	1.618	1.645	1.444	1.468	1.510	1.568	1.641	1.675	140
1.409	1.434	1.483	1.540	1.621	1.651	1.436	1.461	1.513	1.570	1.657	1.689	1.460	1.488	1.535	1.597	1.681	1.720	160
1.423	1.450	1.500	1.568	1.659	1.694	1.451	1.478	1.532	1.599	1.697	1.734	1.475	1.502	1.554	1.627	1.721	1.766	180
1.438	1.466	1.521	1.596	1.697	1.736	1.466	1.494	1.554	1.628	1.737	1.778	1.491	1.519	1.576	1.656	1.761	1.812	200
1.453	1.482	1.542	1.623	1.735	1.779	1.481	1.511	1.576	1.656	1.776	1.822	1.506	1.536	1.598	1.686	1.801	1.857	220
1.467	1.498	1.563	1.651	1.773	1.821	1.496	1.527	1.597	1.685	1.816	1.867	1.522	1.553	1.620	1.716	1.841	1.903	240
1.482	1.513	1.584	1.679	1.810	1.864	1.512	1.543	1.619	1.714	1.855	1.911	1.538	1.570	1.642	1.745	1.881	1.949	260
1.497	1.529	1.605	1.707	1.848	1.906	1.527	1.560	1.641	1.743	1.895	1.955	1.553	1.587	1.665	1.775	1.921	1.995	280
€1.511	1.545	1.626	1.735	1.886	1.949	1.542	1.576	1.663	1.772	1.934	1.999	1.569	1.604	1.687	1.805	1.961	2.040	300

Sistema a rullo a parete o a soffitto
Wall or ceiling roller blind

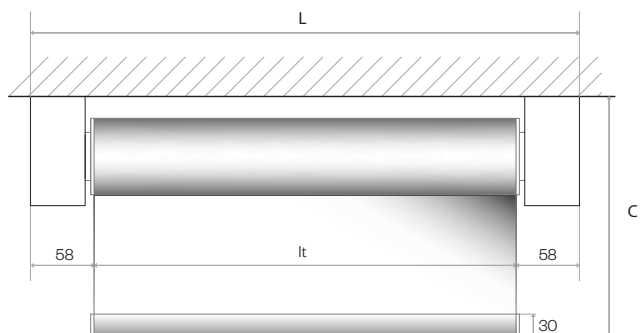


COD: 883907-67

Montaggio a parete
Wall mounting



Montaggio a soffitto
Ceiling mounting



It = L - 116 mm

project#2
883M88-67 **(parete) motorizzazione ELERO con TELECOMANDO con supporti in alluminio**
883R88-67 (wall) motor ELERO with REMOTE CONTROL with aluminium brackets

L cm h cm €	120						140					
	A	B	C	D	E	F	A	B	C	D	E	F
120	1.390	1.408	1.442	1.476	1.533	1.551	1.413	1.432	1.466	1.500	1.560	1.578
140	1.401	1.421	1.460	1.498	1.566	1.587	1.425	1.445	1.484	1.524	1.593	1.615
160	1.413	1.434	1.480	1.521	1.598	1.623	1.437	1.458	1.505	1.547	1.626	1.652
180	1.425	1.447	1.495	1.544	1.630	1.660	1.449	1.472	1.521	1.570	1.659	1.689
200	1.437	1.460	1.513	1.567	1.662	1.696	1.462	1.485	1.539	1.594	1.692	1.726
220	1.449	1.473	1.531	1.589	1.695	1.732	1.474	1.498	1.557	1.617	1.725	1.763
240	1.461	1.486	1.549	1.612	1.727	1.768	1.486	1.512	1.575	1.640	1.758	1.800
260	1.473	1.499	1.567	1.635	1.759	1.804	1.498	1.525	1.594	1.664	1.791	1.837
280	1.485	1.512	1.584	1.657	1.791	1.840	1.511	1.538	1.612	1.687	1.824	1.874
300	1.497	1.525	1.602	1.680	1.823	1.876	1.523	1.551	1.630	1.710	1.857	1.911

L cm h cm €	220						240					
	A	B	C	D	E	F	A	B	C	D	E	F
120	1.545	1.567	1.601	1.646	1.704	1.724	1.568	1.590	1.625	1.671	1.731	€1.751
140	1.559	1.582	1.621	1.673	1.741	1.765	1.583	1.606	1.645	1.698	1.768	1.793
160	1.573	1.598	1.644	1.700	1.777	1.806	1.597	1.622	1.669	1.726	1.805	1.834
180	1.587	1.613	1.661	1.727	1.813	1.846	1.611	1.637	1.686	1.753	1.842	1.876
200	1.601	1.628	1.681	1.753	1.850	1.887	1.626	1.653	1.707	1.780	1.879	1.917
220	1.615	1.644	1.701	1.780	1.886	1.928	1.640	1.668	1.728	1.808	1.916	1.959
240	1.629	1.659	1.721	1.807	1.922	1.968	1.654	1.684	1.748	1.835	1.953	2.001
260	1.643	1.674	1.742	1.833	1.958	2.009	1.669	1.700	1.769	1.862	1.990	2.042
280	1.658	1.689	1.762	1.860	1.995	2.050	1.683	1.715	1.789	1.890	2.027	2.084
300	1.672	1.705	1.782	1.887	2.031	2.090	1.697	1.731	1.810	1.917	2.065	2.125

project#2
883P88-67 **(parete) motorizzazione ELERO con PULSANTE con supporti in alluminio**
883V88-67 (wall) motorizzazione ELERO for HOME AUTOMATION with aluminium brackets

L cm h cm €	120						140					
	A	B	C	D	E	F	A	B	C	D	E	F
120	1.188	1.206	1.240	1.274	1.331	1.349	1.211	1.230	1.264	1.298	1.358	1.376
140	1.199	1.219	1.258	1.296	1.364	1.385	1.223	1.243	1.282	1.322	1.391	1.413
160	1.211	1.232	1.278	1.319	1.396	1.421	1.235	1.256	1.303	1.345	1.424	1.450
180	1.223	1.245	1.293	1.342	1.428	1.458	1.247	1.270	1.319	1.368	1.457	1.487
200	1.235	1.258	1.311	1.365	1.460	1.494	1.260	1.283	1.337	1.392	1.490	1.524
220	1.247	1.271	1.329	1.387	1.493	1.530	1.272	1.296	1.355	1.415	1.523	1.561
240	1.259	1.284	1.347	1.410	1.525	1.566	1.284	1.310	1.373	1.438	1.556	1.598
260	1.271	1.297	1.365	1.433	1.557	1.602	1.296	1.323	1.392	1.462	1.589	1.635
280	1.283	1.310	1.382	1.455	1.589	1.638	1.309	1.336	1.410	1.485	1.622	1.672
300	1.295	1.323	1.400	1.478	1.621	1.674	1.321	1.349	1.428	1.508	1.655	1.709

L cm h cm €	220						240					
	A	B	C	D	E	F	A	B	C	D	E	F
120	1.343	1.365	1.399	1.444	1.502	1.522	1.366	1.388	1.423	1.469	1.529	1.549
140	1.357	1.380	1.419	1.471	1.539	1.563	1.381	1.404	1.443	1.496	1.566	1.591
160	1.371	1.396	1.442	1.498	1.575	1.604	1.395	1.420	1.467	1.524	1.603	1.632
180	1.385	1.411	1.459	1.525	1.611	1.644	1.409	1.435	1.484	1.551	1.640	1.674
200	1.399	1.426	1.479	1.551	1.648	1.685	1.424	1.451	1.505	1.578	1.677	1.715
220	1.413	1.442	1.499	1.578	1.684	1.726	1.438	1.466	1.526	1.606	1.714	1.757
240	1.427	1.457	1.519	1.605	1.720	1.766	1.452	1.482	1.546	1.633	1.751	1.799
260	1.441	1.472	1.540	1.631	1.756	1.807	1.467	1.498	1.567	1.660	1.788	1.840
280	1.456	1.487	1.560	1.658	1.793	1.848	1.481	1.513	1.587	1.688	1.825	1.882
300	1.470	1.503	1.580	1.685	1.829	1.888	1.495	1.529	1.608	1.715	1.863	1.923

project#2
 883M88-67 (soffitto) motorizzazione ELERO con TELECOMANDO con supporti in alluminio
 883R88-67 (ceiling) motor ELERO with REMOTE CONTROL with aluminium brackets

160						180						200						L cm
A	B	C	D	E	F	A	B	C	D	E	F	A	B	C	D	E	F	€ h cm
1.440	1.459	1.492	1.531	1.588	1.607	1.495	1.517	1.551	1.591	1.650	1.669	1.519	1.541	1.575	1.618	1.676	1.695	120
1.453	1.473	1.511	1.555	1.622	1.645	1.508	1.531	1.570	1.616	1.684	1.707	1.532	1.556	1.594	1.643	1.711	1.735	140
1.465	1.487	1.533	1.580	1.656	1.683	1.521	1.545	1.592	1.641	1.719	1.746	1.546	1.570	1.617	1.669	1.747	1.775	160
1.478	1.501	1.548	1.604	1.690	1.721	1.534	1.559	1.608	1.666	1.754	1.785	1.560	1.585	1.634	1.695	1.782	1.815	180
1.491	1.515	1.567	1.629	1.723	1.759	1.547	1.574	1.627	1.691	1.788	1.824	1.573	1.600	1.653	1.721	1.818	1.854	200
1.504	1.529	1.586	1.653	1.757	1.797	1.561	1.588	1.647	1.716	1.823	1.863	1.587	1.615	1.673	1.747	1.853	1.894	220
1.517	1.543	1.604	1.678	1.791	1.835	1.574	1.602	1.666	1.741	1.858	1.902	1.600	1.629	1.692	1.773	1.889	1.934	240
1.530	1.557	1.623	1.702	1.825	1.873	1.587	1.617	1.685	1.766	1.892	1.940	1.614	1.644	1.712	1.799	1.924	1.974	260
1.543	1.571	1.642	1.726	1.859	1.910	1.600	1.631	1.704	1.791	1.927	1.979	1.628	1.659	1.732	1.825	1.960	2.013	280
1.555	1.585	1.661	1.751	1.893	1.948	1.613	1.645	1.723	1.816	1.962	2.018	1.641	1.674	1.751	1.851	1.995	2.053	300

260						280						300						L cm
A	B	C	D	E	F	A	B	C	D	E	F	A	B	C	D	E	F	€ h cm
1.593	1.616	1.651	1.698	1.759	1.780	1.620	1.642	1.680	1.727	1.792	1.815	1.643	1.666	1.702	1.752	1.815	1.843	120
1.608	1.632	1.672	1.726	1.797	1.823	1.635	1.659	1.702	1.755	1.832	1.859	1.658	1.682	1.724	1.782	1.855	1.889	140
1.623	1.648	1.697	1.754	1.835	1.865	1.650	1.675	1.727	1.784	1.871	1.903	1.674	1.702	1.749	1.811	1.895	1.934	160
1.637	1.664	1.714	1.782	1.873	1.908	1.665	1.692	1.746	1.813	1.911	1.948	1.689	1.716	1.768	1.841	1.935	1.980	180
1.652	1.680	1.735	1.810	1.911	1.950	1.680	1.708	1.768	1.842	1.951	1.992	1.705	1.733	1.790	1.870	1.975	2.026	200
1.667	1.696	1.756	1.837	1.949	1.993	1.695	1.725	1.790	1.870	1.990	2.036	1.720	1.750	1.812	1.900	2.015	2.071	220
1.681	1.712	1.777	1.865	1.987	2.035	1.710	1.741	1.811	1.899	2.030	2.081	1.736	1.767	1.834	1.930	2.055	2.117	240
1.696	1.727	1.798	1.893	2.024	2.078	1.726	1.757	1.833	1.928	2.069	2.125	1.752	1.784	1.856	1.959	2.095	2.163	260
1.711	1.743	1.819	1.921	2.062	2.120	1.741	1.774	1.855	1.957	2.109	2.169	1.767	1.801	1.879	1.989	2.135	2.209	280
1.725	1.759	1.840	1.949	2.100	2.163	1.756	1.790	1.877	1.986	2.148	2.213	1.783	1.818	1.901	2.019	2.175	2.254	300

project#2
 883P88-67 (soffitto) motorizzazione ELERO con PULSANTE con supporti in alluminio
 883V88-67 (ceiling) motorizzazione ELERO for HOME AUTOMATION with aluminium brackets

160						180						200						L cm
A	B	C	D	E	F	A	B	C	D	E	F	A	B	C	D	E	F	€ h cm
1.238	1.257	1.290	1.329	1.386	1.405	1.293	1.315	1.349	1.389	1.448	1.467	1.317	1.339	1.373	1.416	1.474	1.493	120
1.251	1.271	1.309	1.353	1.420	1.443	1.306	1.329	1.368	1.414	1.482	1.505	1.330	1.354	1.392	1.441	1.509	1.533	140
1.263	1.285	1.331	1.378	1.454	1.481	1.319	1.343	1.390	1.439	1.517	1.544	1.344	1.368	1.415	1.467	1.545	1.573	160
1.276	1.299	1.346	1.402	1.488	1.519	1.332	1.357	1.406	1.464	1.552	1.583	1.358	1.383	1.432	1.493	1.580	1.613	180
1.289	1.313	1.365	1.427	1.521	1.557	1.345	1.372	1.425	1.489	1.586	1.622	1.371	1.398	1.451	1.519	1.616	1.652	200
1.302	1.327	1.384	1.451	1.555	1.595	1.359	1.386	1.445	1.514	1.621	1.661	1.385	1.413	1.471	1.545	1.651	1.692	220
1.315	1.341	1.402	1.476	1.589	1.633	1.372	1.400	1.464	1.539	1.656	1.700	1.398	1.427	1.490	1.571	1.687	1.732	240
1.328	1.355	1.421	1.500	1.623	1.671	1.385	1.415	1.483	1.564	1.690	1.738	1.412	1.442	1.510	1.597	1.722	1.772	260
1.341	1.369	1.440	1.524	1.657	1.708	1.398	1.429	1.502	1.589	1.725	1.777	1.426	1.457	1.530	1.623	1.758	1.811	280
1.353	1.383	1.459	1.549	1.691	1.746	€ 1.411	1.443	1.521	€ 1.614	1.760	1.816	1.439	1.472	1.549	1.649	1.793	1.851	300

260						280						300						L cm
A	B	C	D	E	F	A	B	C	D	E	F	A	B	C	D	E	F	€ h cm
1.391	1.414	1.449	1.496	1.557	1.578	1.418	1.440	1.478	1.525	1.590	1.613	1.441	1.464	1.500	1.550	1.613	1.641	120
1.406	1.430	1.470	1.524	1.595	1.621	1.433	1.457	1.500	1.553	1.630	1.657	1.456	1.480	1.522	1.580	1.653	1.687	140
1.421	1.446	1.495	1.552	1.633	1.663	1.448	1.473	1.525	1.582	1.669	1.701	1.472	1.500	1.547	1.609	1.693	1.732	160
1.435	1.462	1.512	1.580	1.671	1.706	1.463	1.490	1.544	1.611	1.709	1.746	1.487	1.514	1.566	1.639	1.733	1.778	180
1.450	1.478	1.533	1.608	1.709	1.748	1.478	1.506	1.566	1.640	1.749	1.790	1.503	1.531	1.588	1.668	1.773	1.824	200
1.465	1.494	1.554	1.635	1.747	1.791	1.493	1.523	1.588	1.668	1.788	1.834	1.518	1.548	1.610	1.698	1.813	1.869	220
1.479	1.510	1.575	1.663	1.785	1.833	1.508	1.539	1.609	1.697	1.828	1.879	1.534	1.565	1.632	1.728	1.853	1.915	240
1.494	1.525	1.596	1.691	1.822	1.876	1.524	1.555	1.631	1.726	1.867	1.923	1.550	1.582	1.654	1.757	1.893	1.961	260
1.509	1.541	1.617	1.719	1.860	1.918	1.539	1.572	1.653	1.755	1.907	1.967	1.565	1.599	1.677	1.787	1.933	2.007	280
1.523	1.557	1.638	1.747	1.898	1.961	1.554	1.588	1.675	1.784	1.946	2.011	1.581	1.616	1.699	1.817	1.973	2.052	300

SUMMARY

CURTAIN RAIL

pag. 2 - 3	Oak wood in natural and white grain color	+ rail 22 x 22 mm
pag. 4 - 5	Grey and white concrete Marble Aluminums	+ rail 22 x 22 mm
pag. 6 - 7	Oak wood in natural and white grain color	+ rail 30 x 15 mm
pag. 8 - 9	Grey and white concrete Marble Aluminums	+rail 30 x 15 mm
pag. 10 - 11	Components and accessories	+ rail 22 x 22 mm
pag. 12 - 13	Components and accessories	+ rail 30 x 15 mm

ROLLER BLIND

pag. 14 - 15	Oak wood in natural and white grain color / REMOTE CONTROL - HOME AUTOMATION
pag. 16 - 17	Grey and white concrete / REMOTE CONTROL - HOME AUTOMATION
pag. 18 - 19	Marble / REMOTE CONTROL - HOME AUTOMATION
pag. 20 - 21	Aluminums / REMOTE CONTROL - HOME AUTOMATION
pag. 22 - 23	Braight aluminum / REMOTE CONTROL - HOME AUTOMATION

Vesta is at my place

is a trademark of

Casa Valentina s.r.l.

via Ponte Gandovere 33

25064 Gussago (Brescia)

T +39 0302410269

F +39 0303730610

info@casavalentina.it

www.casavalentina.it

project #2:

progetto - coordinamento:

Alberto Zecchini

grafica:

Andrea Gualdi - Shipmate

fotografia:

Alberto Petró

Russian Division

121357, Russia, Moscow

Nezhinskaya Street, 1 of 202

Kutuzovskaya Riviera

Tel.: +7 495 641 7495

Tel.: +7 903 5308926

E-mail: casavalentina@mail.ru

E-mail: lamaz@mail.ru

Polish Division

SHOW ROOM CASA VALENTINA

UL. MACIEJKI 5

02181 WARSZAWA

Tel.: +48 (0)22 8460474

E-mail: warszawa@casavalentina.it



Vesta is at my place is a trademark of
Casa Valentina s.r.l. via Ponte Gandovere 33
25064 Gussago (Brescia)
T +39 0302410269 F +39 0303730610
info@casavalentina.it casavalentina.it

Russian Division
121357, Russia, Moscow
Nezhinskaya Street, 1 of 202
Kutuzovskaya Riviera
Tel.: +7 495 641 7495
Tel.: +7 903 5308926
E-mail: casavalentina@mail.ru
E-mail: lamaz@mail.ru

Polish Division
SHOW ROOM CASA VALENTINA
UL. MACIEJKI 5
02181 WARSZAWA
Tel.: +48 (0)22 8460474
E-mail: warszawa@casavalentina.it